

Latest Firmware: Version 2.0.0.47 - Jun 29, 2006
Download this free upgrade now! [[Firmware Upgrade](#)]

Updates and Changes made in this release:

NEW:

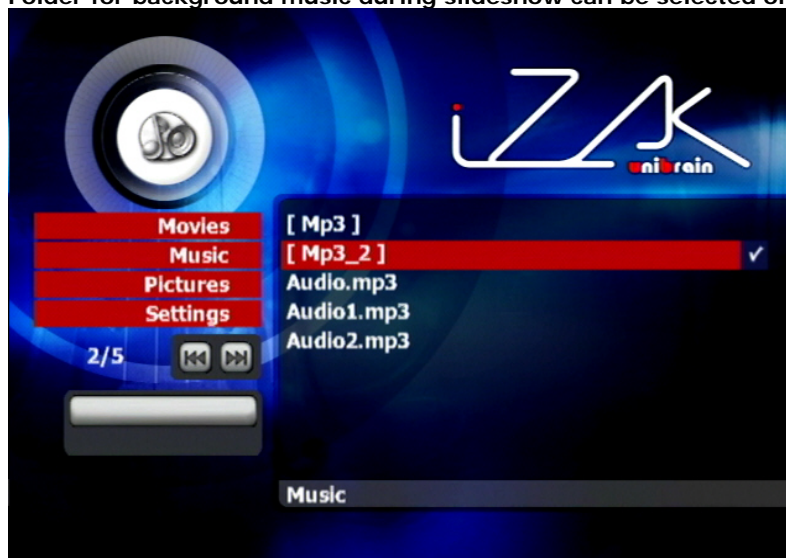
- Czech Menu Language
- Meets official XviD consumer electronics certification "Level One - XviD Home Profile"
(Does not support GMC or Qpel)
- Interactive Playlist for music, video and pictures



Select: Press right arrow button to select and deselect files.

Play: Press Play ALL or Shuffle button to play selected files in current folder.

- Folder for background music during slideshow can be selected on TV screen

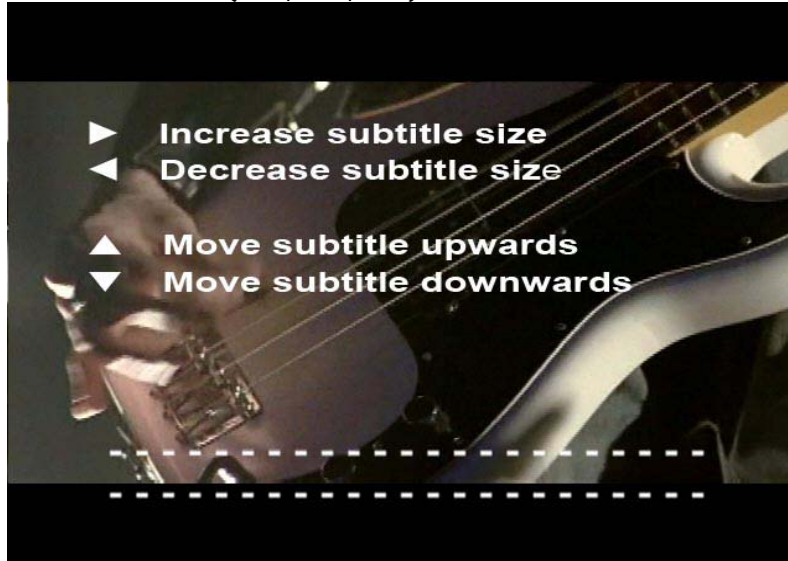


Select: Press right arrow button to select and deselect a certain audio folder.

Background Music: Supports MP3 files with a bit rate up to 128kbps.

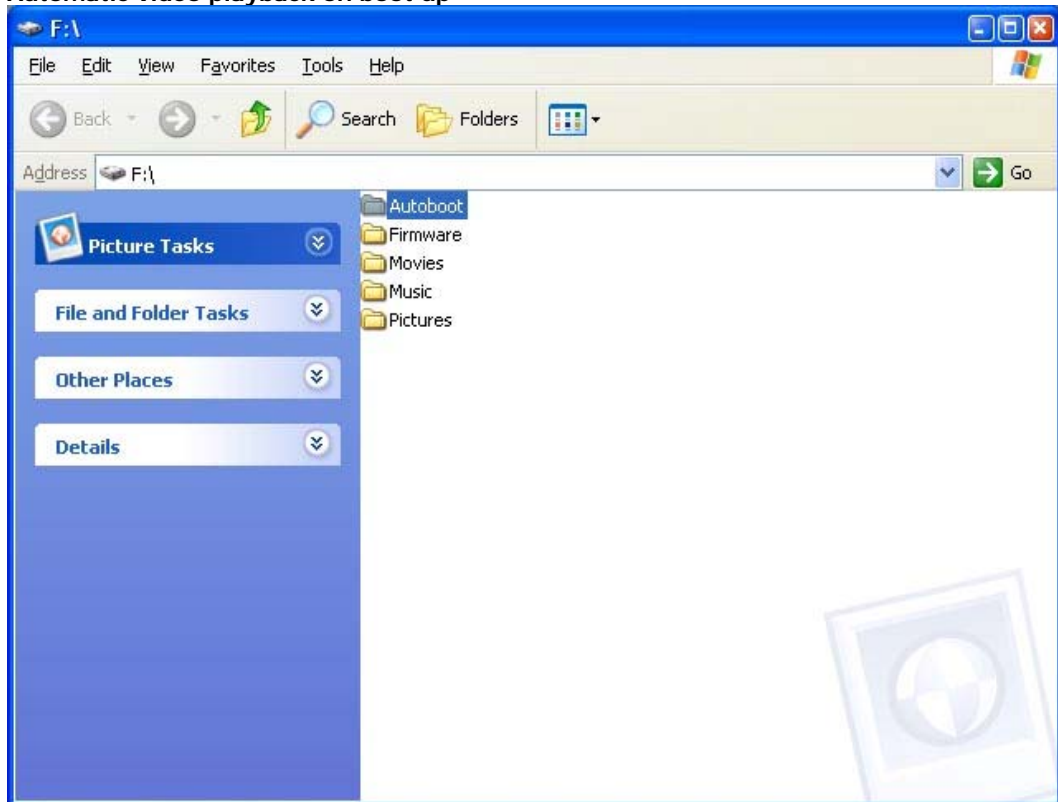
Play: Go to your Pictures folder and press Play ALL or Shuffle to start the slideshow.

- Scalable subtitles (SUB, SRT, SMI) for DivX and XviD movies



1. Press the subtitle position button on your remote control.
2. Press the right/left arrow buttons to increase/decrease the font size.
3. Press the up/down arrow buttons to move the subtitle position if required.
4. Press the subtitle position button once more to confirm the new size.

- Automatic video playback on boot up



Folder: Create a folder in the root directory called "Autoboot" and store some MPEG or AVI video files in it.

Playback: Files will playback automatically when the unit is turned on and play continuously until stopped manually via remote control.